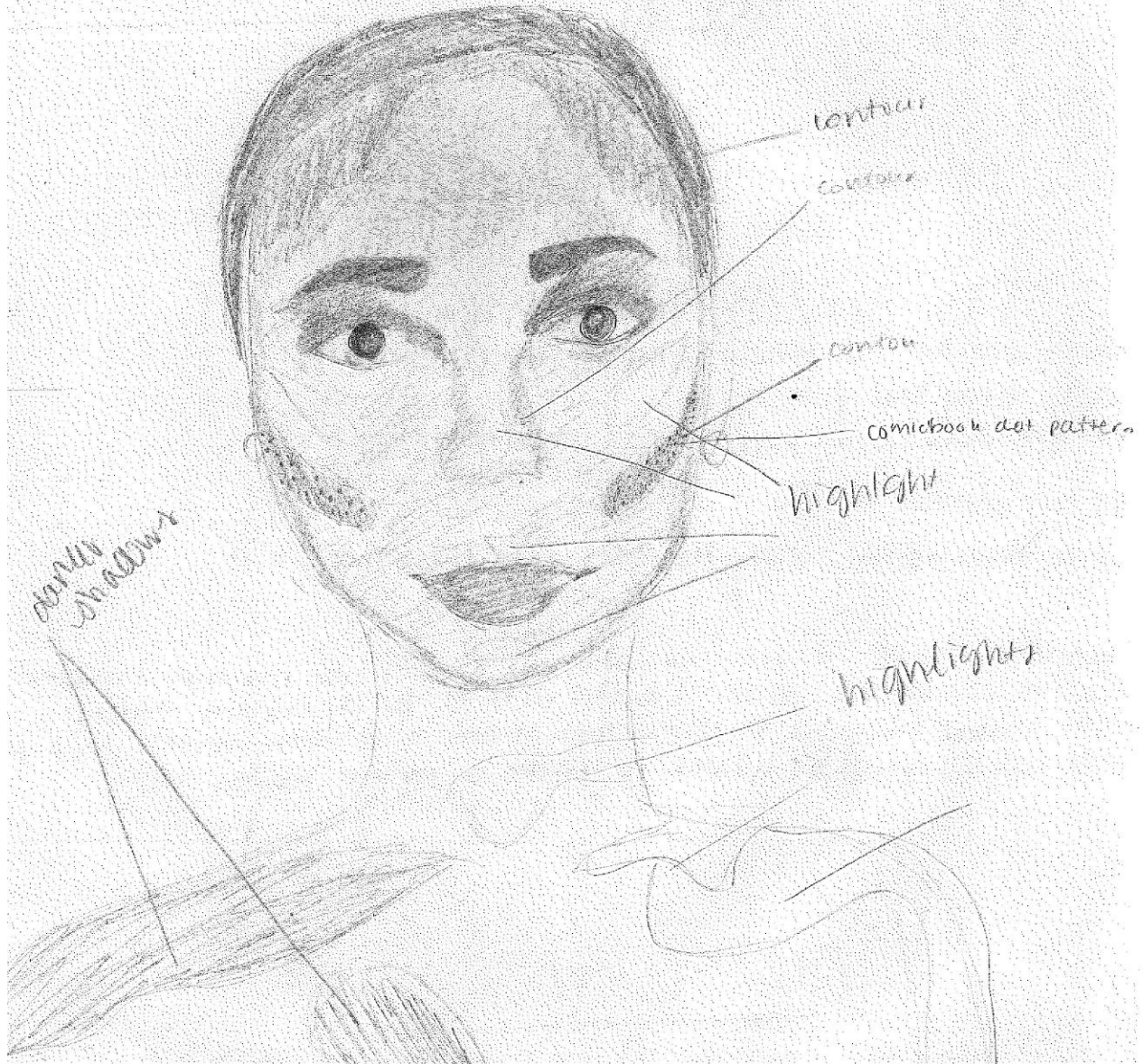



# Know Thyself

## Collage ideas

- Pop art
- Roy Lichtenstein
- Comic book
- bright colors
- Andy Warhol
- Marilyn Monroe
- high contrast
- surrealism
- Dalí
- fantasy
- persistence of memory
- Peggy
- Dream like
- Frida Kahlo
- impressionism
- dandies





Pop Art / Roy Lichtenstein / Andy Warhol  
high contrast (brightness/contrast) (level) (postenzo)  
lots (half tone) filter  
bright colors (paint bucket tool) (paint brushes)  
print portrait normal  
late Andy Warhol style Pop Art Gai Gai (Photoshop CS5)

want my piece to show me, and who I am, I love makeup, I aspire  
to go to cosmetology school, I would love to be a celebrity makeup  
artist. I want my piece to show that I want it to show what I want for  
myself and my future. I wanted to create a pop art portrait.

Pop Art

I chose to emulate Pop Art, Roy Lichtenstein and Andy Warhol.

Roy Lichtenstein was known for his pieces, displaying dramatic contrast and relationships through comic book strips.

High contrast, value, and color are a couple of principles of design and elements of art that are evident in pop art portraits, and just pop art in general.

In the majority of Lichtenstein's pieces and some similar to Andy Warhol's, the shadows, and areas of higher contrast, have more of the comic book dot pattern.

Pop Art can really illustrate who we are, through my collage. Andy Warhol and many other pop artists, have created pop art portraits of actors, actresses, singers, models and icons and we all really enjoyed about this movement. It's like paying homage to an icon through art.

Lichtenstein's pieces, were a bit different than Warhol's. Lichtenstein was making fun of stereotypical over dramatic relationships.

For my collage, I wanted to emulate Pop Art and the techniques of both Lichtenstein and Warhol. I wanted a variety of bright colors. I wanted to create a realistic portrait with elements of pop art. I really wanted to use the message and actual style of Pop Art and the artists to communicate my message and show I am and who I want to be and what I want for myself.



Marilyn by Andy Warhol



## Process

I knew that I wanted to create a pop art portrait similar to Marilyn by Andy Warhol. I also




First I picked a photo of me. In the photo, I am wearing a dress but you can only see the shoulders and everything up. The picture was in color, so I had to deactivate it. (Changing it to grayscale mode would have affected the other colors later added) Second, I had to adjust the brightness and contrast I brought both up. Then I adjusted the levels of the layer to boost the contrast up. To add even more contrast along with shadows and highlights, I had to use the posterize filter.

There was a perfect amount of contrast, shadows, highlights at this point. Now I moved on to getting the color dot filter and adding colors for the background, dress, and face. To get the same book pattern, I used the halftone filter and made the dot size 1 and adjust contrast.

I added another layer and changed the layer blending to multiply. I picked the color that I wanted for background, a bright blue green, and used the paint tool to fill the background with that color. I then picked the color that I wanted for my face, which was a pink color. I used the paint brush to paint over my face. I chose the colors that I wanted for lipstick and navel and did the same thing. I also painted a color on my dress. Lastly, I took white and painted over my eyes and earrings.

Now all I had to do was flatten the image, copy it and paste it onto the 36x24 canvas. Now I had to do about 15 more times to complete the collage. It required the same steps, but with different colors. Once I completely finished the canvas, I was finished with my collage.



# Meaning

My piece shows what I want to be and what I want for my future. It shows appreciation to materialistic pop culture and media. I feel that is who I am today. Some of the portraits are more glamorous, some are over the top. The different portraits show who I want to be as a person, and the life that I want to give. The variety of colors and portraits overall represent different aspects of my life and future.

During this project, I had no idea in what I wanted to do. I didn't think that I had pictures. I wasn't thinking big enough. I like surrealism and pop art. I really don't want to go to college and go to cosmetology school and become a makeup artist. I think about my future a lot. I know that I wanted this piece show what I wanted for myself, in the future. I also wanted to show who I am today.



I chose to emulate pop art, because I know that by creating a pop art portrait or portrait I could illustrate what I wanted to and who I am in a simple way, without doing too much.

I had the most difficulty with brainstorming ideas for the collage. I didn't have many pictures. After thinking about my future and what has affected who I am as a person today I came up with two ideas. A comic book strip, of a young girl (me) crying over her desire to quickly grow high school and go to cosmetology school and college. I had another idea creating a portrait to show that without being too obvious and vocal.

Once I figured out what I wanted to do, everything else became easier. Some changes were made during the process. Overall, everything went very smoothly. After figuring out what I wanted to do and how it connects to who I am and pop art I practiced a lot with adding faces and colors, so that past view by very quickly. Something that I did struggle with a bit, was picking a variety of colors without being redundant and repetitive with the overall collage.

If I could go back and do this project again, I think I would keep the same idea of showing what I want. I would want to combine pop art and surrealism or surrealism and postmodernism. I really wanted to emulate Cindy Sherman.

I do really like how my piece turned out. It shows who I am. It has a special meaning to me. I made my piece that way, that other people can look at the collage and interpret it any way that they want to. Pop art can seem simple, but the message is special and significant to me. That's what I really love about this piece.