

# Dry Point

• Tahitian Women on the Beach by Gauguin

Stages/Movements/Artists/

growing up

vanity  
pride  
self obsession  
addiction  
racism?

• infatuation/obsession  
• mental disorder  
• romanticism  
• post impressionism  
• chaos

• Toulouse-Lautrec  
• Early Expressionism  
• Symbolism  
• Abstract Expressionism  
• overthinking

• power  
• Paradise  
• woman  
• De Kooning

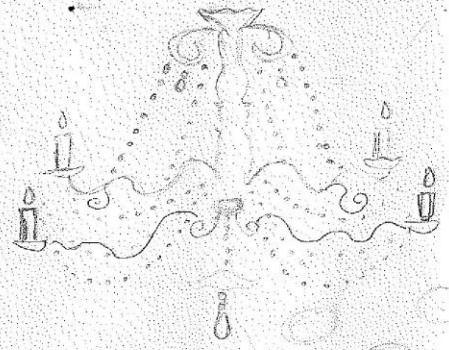
consciousness/sacrament

• being alone/isolation

• loss  
• opposites attract




MOULIN ROUGE



red carpet

• camera flashes  
• Tahitian women  
• glamorous scene





use of line/  
texture

Desire  
to  
all  
the  
world  
Desire  
for  
company



Art Nouveau was widely known for its ornamental style. It was also known for its reliance on twisting, flowering forms to counter the unaesthetic look of machine-made products.

I chose to emulate Mucha for my piece. She often created pieces that included women with halos over their heads, wearing long robes they were also typically surrounded by flowers.

I chose to create a piece using Art Nouveau. I chose Art Nouveau because I wanted to make a piece that utilized line. I wanted the piece to be visually appealing and simple at the same time. I wanted the piece to show desire for company.

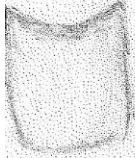



## Process

With the last project, I spent so much time on brainstorming ideas for the project, that I spent a small amount of time on the actual project and more time on brainstorming so I knew that with this project I had to use my time equally. I came up with themes first and then started sketching. I looked at some art movements and artists that I had never emulated before.

So I drew a couple of sketches, and then decided on the mermaid sketch and could begin. I took my sketch and taped it to a sheet of plastic. On this sheet, I would carve my sketch. (The sheet was transparent) so I taped the sketch and started carving. I had to use a tool to carve it similar to an exacto knife.





Carving out the sketch, (the first day at least) was not hard at all. However, I did have some trouble with making the cuts on the sheet deep enough. The next day that I spent carving was much more difficult. I had so much control over the direction of the X-acto knife, when I first began. The second day it was a lot harder for me and that was the biggest struggle that I had with this part.

After this part, I had to put ink on the plastic sheet. The ink was different than the ink used for the block print. I had to put the ink on the plate and then it out using a small, curved tool. The difficult part of this was using a good amount of ink. After getting the ink out, I had to wipe off the ink using a lot of newspaper. Once the ink was no longer on the plate, I put a piece of paper to print on and sprayed the paper so that it was damp and would print well. I put the paper through the roller and made sure that the pressure was even before putting the paper on the plate. It is important to make sure that you use blotters over the paper that you print on. This part was frustrating and time consuming. Once I had my print, I added water color. I really wanted the colors to help send the message.

## Meaning

I really wanted to utilize line and texture in different ways. In the sketch, I wanted to show loneliness and I wanted a really simple piece. I like Art Nouveau and typically its very case and over the top. I really like the meaning behind my work. I wanted the mermaid to look young, innocent, and curious.



# Reflection

I really liked my piece I liked the meaning lot. However, I did not like how my actual piece turned out. It was really frustrating. Printing took a lot of time print that I chose to use and upload wasn't centered.

I wasn't concerned with my piece looking perfect or polished. I do wish that I my piece was neat and that the ink would have been evened out better on piece. I had a lot of trouble with printing and I do wish I would have spent more time on this. If I could go back and do this piece again, I would definitely spend most time on this part. Having to take the ink off of the paper with the newsprint was by far the most annoying and difficult part of this process. It took a really long time. The easiest part was carving.

I wanted my piece to be simple, so I'm really proud of how it came out. I'm glad that I tried to use line and texture more in my piece. I conveyed my idea. The biggest issue was actually printing and using the paper was the most important part and was so difficult for me. I liked the idea that I had but I struggled a lot with actual prints.

If I did this project all over again, I would use my same idea overall and sketch. I did manage my time trying to use it equally and wisely, without thinking that all parts of the process would require more time. I know now with projects that I've never done before that I need to